

ENKI

Design by
Evangelos Vasileiou

Description

Enki is the first seating Evangelos Vasileiou has designed for Ligne Roset. Intended to respond to multiple requirements, its pure, elegant lines lend themselves to both stand-alone seating (settees, armchair, footstool) and corner compositions, with a range of 18 items in total. To make it possible to tailor both looks and comfort, there is a choice between 2 leg heights (10 cm or 13 cm), giving a seat height of either 41 cm or 44 cm, and a choice of 2 heights for the back cushions (high version 51 cm; low version 40 cm).

Technical Specifications

CONSTRUCTION

Settees and armchair: armrest and backrest in 3-layer particleboard and MDF. Seat: mechanically-soldered steel and rods of multi-ply.

Footstool: seat in 3-layer particleboard and panels of multi-ply.

Panels clad in polyether foam and high resilience polyurethane Bultex foam. The entire structure is clad in 200 g/m² polyester quilting.

Round legs Ø 20 mm in matt black lacquered steel. Choice of 2 heights: H 10 cm or H 13 cm.

COMFORT

Suspension of seat via elastic webbing. Seat cushion in high resilience polyurethane Bultex foam 36 kg/m³ – 2.8 kPa, 42 kg/m³ – 4.8 kPa and 200 g/m² polyester quilting. Structure of seat clad in 200 g/m² polyester quilting. Backrest in high resilience Bultex foam 36 kg/m³ – 2.8 kPa, 26 kg/m³ – 1.4 kPa and 200 g/m² polyester quilting. Armrests in high resilience Bultex foam 26 kg/m³ – 1.4 kPa and 200 g/m² polyester quilting. High back cushions filled with goose feathers and down, of which 15 % feathers and foam, with 3 mm thick sheet ABS rear reinforcement (settees : 74 x 51 cm, armchair : 60 x 41 cm). Low back cushions (may replace the high back cushions of both settees) filled with goose feathers and down, of which 15 % feathers (74 x 40 cm). Pair of small scatter cushions 50 x 50 cm for the 1-arm settees or asymmetrical settees, to dress the corner of a composition.

MAKING-UP

Structure of back/armrest and seat : 5 mm baguette stitching. Seat and back cushions : 8 mm bourrelet stitch.

Covers are removable.

COVERING MATERIALS

This classic seat, which offers both stand-alone settees and armchairs and corner compositions, is most ideally covered in leather or Alcantara, but also works well in wools or velvets. It may be rendered in a bi-material and/or bicolour interpretation: structure + seat in one colour/material, back cushions in another.

More info at

www.ligne-roset.com

© Ligne Roset 2020



MEDIUM 1-ARMED CORNER SETTEE (RIGHT) COMPLETE ITEM - HIGH BACK CUSHIONS

DIMENSIONS

H 890 mm - W 1720 mm - D 975 mm - SH 410 mm -

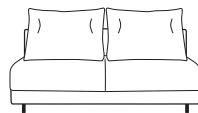
Other sizes



armchair complete item

DIMENSIONS

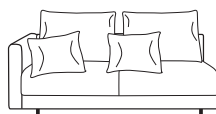
H 820 - mm
W 840 - mm
D 840 - mm
SH 410 - mm



medium settee without arms complete item - high back cushions

DIMENSIONS

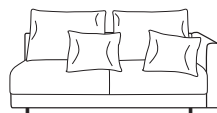
H 890 - mm
W 1560 - mm
D 975 - mm
SH 410 - mm



medium 1-armed corner settee (right) complete item - high back cushions

DIMENSIONS

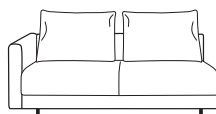
H 890 - mm
W 1720 - mm
D 975 - mm
SH 410 - mm



medium 1-armed corner settee (left) complete item - high back cushions

DIMENSIONS

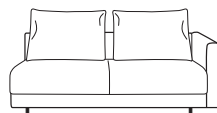
H 890 - mm
W 1720 - mm
D 975 - mm
SH 410 - mm



one-armed medium settee right complete item - high back cushions

DIMENSIONS

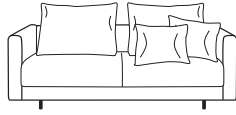
H 890 - mm
W 1720 - mm
D 975 - mm
SH 410 - mm



one-armed medium settee left complete item - high back cushions

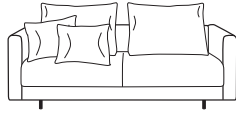
DIMENSIONS

H 890 - mm
W 1720 - mm
D 975 - mm
SH 410 - mm



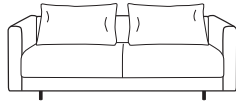
medium asymmetrical settee right
complete item - high back cushions

DIMENSIONS
H 890 - mm
W 1880 - mm
D 975 - mm
SH 410 - mm



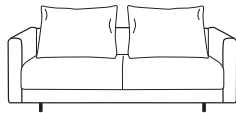
medium asymmetrical settee left
complete item - high back cushions

DIMENSIONS
H 890 - mm
W 1880 - mm
D 975 - mm
SH 410 - mm




medium settee complete item - low
back cushions

DIMENSIONS
H 760 - mm
W 1880 - mm
D 975 - mm
SH 410 - mm



medium settee complete item - high
back cushions

DIMENSIONS
H 890 - mm
W 1880 - mm
D 975 - mm
SH 410 - mm



large settee without arms complete item
- high back cushions

DIMENSIONS
H 890 - mm
W 2340 - mm
D 975 - mm
SH 410 - mm



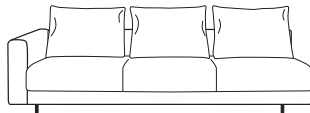
large 1-armed corner settee right
complete item - high back cushions

DIMENSIONS
H 890 - mm
W 2500 - mm
D 975 - mm
SH 410 - mm



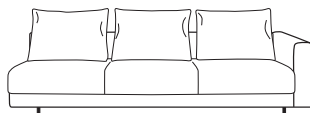
large 1-armed corner settee left
complete item - high back cushions

DIMENSIONS
H 890 - mm
W 2500 - mm
D 975 - mm
SH 410 - mm



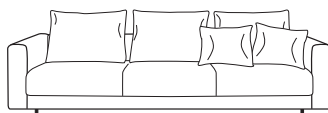
large long arm settee right complete
item - high back cushions

DIMENSIONS
H 890 - mm
W 2500 - mm
D 975 - mm
SH 410 - mm



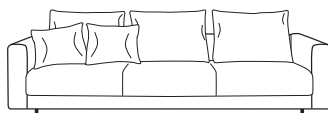
large long arm settee left complete item
- high back cushions

DIMENSIONS
H 890 - mm
W 2500 - mm
D 975 - mm
SH 410 - mm



large asymmetrical settee right
complete item - high back cushions

DIMENSIONS
H 890 - mm
W 2660 - mm
D 975 - mm
SH 410 - mm




large asymmetrical settee left complete
item - high back cushions

DIMENSIONS
H 890 - mm
W 2660 - mm
D 975 - mm
SH 410 - mm




large settee complete item - low back cushions

DIMENSIONS
H 760 - mm
W 2660 - mm
D 975 - mm
SH 410 - mm



large settee complete item - high back cushions

DIMENSIONS
H 890 - mm
W 2660 - mm
D 975 - mm
SH 410 - mm



footstool complete item

DIMENSIONS
W 780 - mm
D 780 - mm
SH 410 - mm