

# CONFLUENCES 2

**Design by**  
Philippe Nigro

**Description**

Confluences may be considered to be a trailblazer in terms of the new trend for 'counterforms' as characterised by the interwoven yin-yang or puzzle-type effect. It will be just as pleasing to lovers of radical design, pioneers searching for a settee which is totally different from any other, as it will to all those who are seduced first and foremost by the freedom of posture and unheard-of conviviality offered by its colourful, unbridled compositions.

**Technical Specifications**

**CONSTRUCTION**

Seat in 3-layer particleboard and panels of multiply. Back in mechanically-soldered steel. Seat and back held together by steel brackets. Structure clad in polyether foam and 100 g/m<sup>2</sup> polyester quilting. Base in matt black lacquered machined MDF.

**COMFORT**

Suspension of seat via blocks of interlinked biconical springs made from steel wire. Seat cushion in high resilience polyurethane Bultex foam (42kg/m<sup>3</sup> – 4.8 kPa and 38 kg/m<sup>3</sup> – 3.6 kPa). Steel mesh suspension on back. Cushions have comfort layer of Bultex foam (26 kg/m<sup>3</sup> – 1.4 kPa). Cushions clad in 110g/m<sup>2</sup> polyester quilting. Lumbar cushion filled with pure down (new duck down).

**MAKING-UP**

Baguette stitching. Model may be taken apart and covers removed (NB except leather).

**COVERING MATERIALS**

Each item is given either a monocolour treatment (list of exclusive covering materials) or a multicolour one.

**More info at**

[www.ligne-roset.com](http://www.ligne-roset.com)

© Ligne Roset 2020



**SMALL CONVERSATION SETTEE PLAIN VERSION CONFLUENCES - 2**

**DIMENSIONS**

H 850 mm - W 1260 mm - D 1700 mm - SH 390 mm -

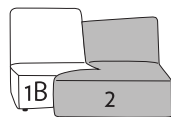
**Other sizes**



toi et moi chair plain version  
confluences - 2

**DIMENSIONS**

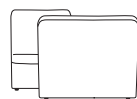
H 850 - mm  
W 1450 - mm  
D 1480 - mm  
SH 390 - mm



toi et moi chair multicolour version  
confluences - 2

**DIMENSIONS**

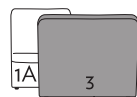
H 850 - mm  
W 1450 - mm  
D 1480 - mm  
SH 390 - mm



small conversation settee plain version  
confluences - 2

**DIMENSIONS**

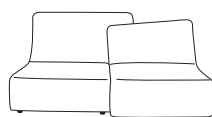
H 850 - mm  
W 1260 - mm  
D 1700 - mm  
SH 390 - mm



small conversation settee multicolour  
version confluences - 2

**DIMENSIONS**

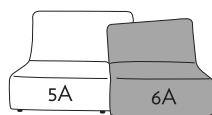
H 850 - mm  
W 1260 - mm  
D 1700 - mm  
SH 390 - mm



2-seat settee plain version confluences  
- 2

**DIMENSIONS**


H 870 - mm  
W 1750 - mm  
D 1040 - mm  
SH 390 - mm



2-seat settee multicolour version  
confluences - 2

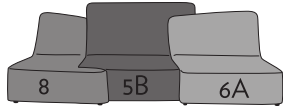
**DIMENSIONS**

H 870 - mm  
W 1750 - mm  
D 1040 - mm  
SH 390 - mm




3-seat settee plain version confluences - 2

**DIMENSIONS**  
H 870 - mm  
W 2350 - mm  
D 1045 - mm  
SH 390 - mm



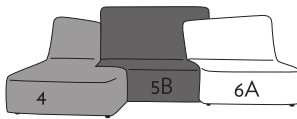
3-seat settee multicolour version confluences - 2

**DIMENSIONS**  
H 870 - mm  
W 2350 - mm  
D 1045 - mm  
SH 390 - mm



3-seat settee/right plain version confluences - 2

**DIMENSIONS**  
H 870 - mm  
W 2400 - mm  
D 1520 - mm  
SH 390 - mm



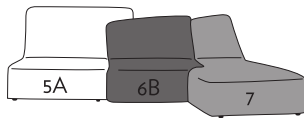
3-seat settee/right multicolour version confluences - 2

**DIMENSIONS**  
H 870 - mm  
W 2400 - mm  
D 1520 - mm  
SH 390 - mm



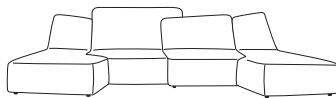
3-seat settee/left plain version confluences - 2

**DIMENSIONS**  
H 870 - mm  
W 2500 - mm  
D 1580 - mm  
SH 390 - mm



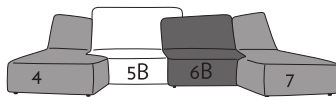
3-seat settee/left multicolour version confluences - 2

**DIMENSIONS**  
H 870 - mm  
W 2500 - mm  
D 1580 - mm  
SH 390 - mm



long 4-seat settee plain version confluences - 2

**DIMENSIONS**  
H 870 - mm  
W 3150 - mm  
D 1580 - mm  
SH 390 - mm




long 4-seat settee multicolour version confluences - 2

**DIMENSIONS**  
H 870 - mm  
W 3150 - mm  
D 1580 - mm  
SH 390 - mm



footstool plain version confluences - 2

**DIMENSIONS**  
W 850 - mm  
D 350 - mm  
SH 390 - mm



lumbar cushion confluences - 2

**DIMENSIONS**  
H 280 - mm  
W 660 - mm  
E 100 - mm



set of 2 lumbar cushions confluences - 2

**DIMENSIONS**